

uCertify

Course Outline

LPI Linux Essentials (010-160)



16 May 2024

1. Course Objective
2. Pre-Assessment
3. Exercises, Quizzes, Flashcards & Glossary
Number of Questions
4. Expert Instructor-Led Training
5. ADA Compliant & JAWS Compatible Platform
6. State of the Art Educator Tools
7. Award Winning Learning Platform (LMS)
8. Chapter & Lessons
Syllabus
Chapter 1: Introduction
Chapter 2: Selecting an Operating System
Chapter 3: Understanding Software Licensing
Chapter 4: Investigating Linux's Principles and Philosophy
Chapter 5: Using Common Linux Programs
Chapter 6: Getting to Know the Command Line
Chapter 7: Managing Hardware
Chapter 8: Managing Files
Chapter 9: Searching, Extracting, and Archiving Data
Chapter 10: Exploring Processes and Process Data
Chapter 11: Editing Files
Chapter 12: Creating Scripts
Chapter 13: Understanding Basic Security
Chapter 14: Creating Users and Groups
Chapter 15: Setting Ownership and Permissions
Chapter 16: Managing Network Connections
Videos and How To
9. Practice Test

Here's what you get

Features

10. Live labs

Lab Tasks

Here's what you get

11. Post-Assessment

1. Course Objective

Gain hands-on experience to pass the LPI 010-160 exam with the LPI Linux Essentials study guide. Lab delivers hands-on experience replacing expensive physical labs. The exam guide completely covers the LPI 010-160 exam objectives and imparts skills required for selecting the operating system, working with software licensing, using common Linux programs, and more. This knowledge will prepare candidates to pass the 010-160 certification on their first attempt.

2. Pre-Assessment

Pre-Assessment lets you identify the areas for improvement before you start your prep. It determines what students know about a topic before it is taught and identifies areas for improvement with question assessment before beginning the course.

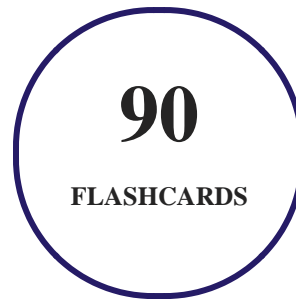
3. Quizzes

Quizzes test your knowledge on the topics of the exam when you go through the course material. There is no limit to the number of times you can attempt it.



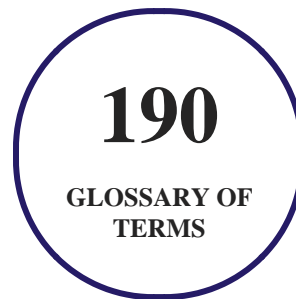
4. flashcards

Flashcards are effective memory-aiding tools that help you learn complex topics easily. The flashcard will help you in memorizing definitions, terminologies, key concepts, and more. There is no limit to the number of times learners can attempt these. Flashcards help master the key concepts.



5. Glossary of terms

uCertify provides detailed explanations of concepts relevant to the course through Glossary. It contains a list of frequently used terminologies along with its detailed explanation. Glossary defines the key terms.



6. Expert Instructor-Led Training

uCertify uses the content from the finest publishers and only the IT industry's finest instructors. They have a minimum of 15 years real-world experience and are subject matter experts in their fields. Unlike a live class, you can study at your own pace. This creates a personal learning experience and gives you all the benefit of hands-on training with the flexibility of doing it around your schedule 24/7.

7. ADA Compliant & JAWS Compatible Platform

uCertify course and labs are ADA (Americans with Disability Act) compliant. It is now more accessible to students with features such as:

- Change the font, size, and color of the content of the course
- Text-to-speech, reads the text into spoken words
- Interactive videos, how-tos videos come with transcripts and voice-over
- Interactive transcripts, each word is clickable. Students can clip a specific part of the video by clicking on a word or a portion of the text.

JAWS (Job Access with Speech) is a computer screen reader program for Microsoft Windows that reads the screen either with a text-to-speech output or by a Refreshable Braille display. Student can easily navigate uCertify course using JAWS shortcut keys.

8. State of the Art Educator Tools

uCertify knows the importance of instructors and provide tools to help them do their job effectively. Instructors are able to clone and customize course. Do ability grouping. Create sections. Design grade scale and grade formula. Create and schedule assessments. Educators can also move a student from self-paced to mentor-guided to instructor-led mode in three clicks.

9. Award Winning Learning Platform (LMS)

uCertify has developed an award winning, highly interactive yet simple to use platform. The SIIA CODiE Awards is the only peer-reviewed program to showcase business and education technology's finest products and services. Since 1986, thousands of products, services and solutions have been recognized for achieving excellence. uCertify has won CODiE awards consecutively for last 7 years:

- **2014**
 1. Best Postsecondary Learning Solution
- **2015**
 1. Best Education Solution

2. Best Virtual Learning Solution
3. Best Student Assessment Solution
4. Best Postsecondary Learning Solution
5. Best Career and Workforce Readiness Solution
6. Best Instructional Solution in Other Curriculum Areas
7. Best Corporate Learning/Workforce Development Solution

- **2016**

1. Best Virtual Learning Solution
2. Best Education Cloud-based Solution
3. Best College and Career Readiness Solution
4. Best Corporate / Workforce Learning Solution
5. Best Postsecondary Learning Content Solution
6. Best Postsecondary LMS or Learning Platform
7. Best Learning Relationship Management Solution

- **2017**

1. Best Overall Education Solution
2. Best Student Assessment Solution
3. Best Corporate/Workforce Learning Solution
4. Best Higher Education LMS or Learning Platform

- **2018**

1. Best Higher Education LMS or Learning Platform
2. Best Instructional Solution in Other Curriculum Areas
3. Best Learning Relationship Management Solution

- **2019**

1. Best Virtual Learning Solution
2. Best Content Authoring Development or Curation Solution
3. Best Higher Education Learning Management Solution (LMS)

- **2020**

1. Best College and Career Readiness Solution
2. Best Cross-Curricular Solution
3. Best Virtual Learning Solution

10. Chapter & Lessons

uCertify brings these textbooks to life. It is full of interactive activities that keeps the learner engaged. uCertify brings all available learning resources for a topic in one place so that the learner can efficiently learn without going to multiple places. Challenge questions are also embedded in the chapters so learners can attempt those while they are learning about that particular topic. This helps them grasp the concepts better because they can go over it again right away which improves learning.

Learners can do Flashcards, Exercises, Quizzes and Labs related to each chapter. At the end of every lesson, uCertify courses guide the learners on the path they should follow.

Syllabus

Chapter 1: Introduction

- Why Become Linux Certified?
- Who Should Buy This course
- How This course Is Organized
- Conventions Used in This Course
- Exam 010-160 Objectives

Chapter 2: Selecting an Operating System

- What Is an OS?

- Investigating User Interfaces
- Where Does Linux Fit in the OS World?
- What Is a Distribution?
- Embedded Linux Systems
- Linux in the Cloud
- Summary
- Exam Essentials

Chapter 3: Understanding Software Licensing

- Investigating Software Licenses
- Looking at the Free Software Foundation
- Looking at the Open Source Initiative
- Looking at the Creative Commons
- Using Open Source Licenses
- Summary
- Exam Essentials

Chapter 4: Investigating Linux's Principles and Philosophy

- Linux Through the Ages
- Using Open Source Software
- Understanding OS Roles
- Summary
- Exam Essentials

Chapter 5: Using Common Linux Programs

- Using a Linux Desktop Environment
- Working with Productivity Software
- Using Server Programs
- Managing Programming Languages
- Handling Software Packages
- Summary
- Exam Essentials

Chapter 6: Getting to Know the Command Line

- Starting a Command Line
- Running Programs
- Using Shell Features

- Getting Help Using Man Pages
- Getting Help Using Info Pages
- Finding Additional Documentation
- Summary
- Exam Essentials

Chapter 7: Managing Hardware

- Learning About Your CPU
- Identifying Motherboard Capabilities
- Sizing Your Power Supply
- Understanding Disk Issues
- Managing Displays
- Handling USB Devices
- Managing Drivers
- Summary
- Exam Essentials

Chapter 8: Managing Files

- Understanding Where Things Go
- Exploring Files and Directories
- Manipulating Files
- Manipulating Directories
- Summary
- Exam Essentials

Chapter 9: Searching, Extracting, and Archiving Data

- Using Regular Expressions
- Searching For and Extracting Data
- Redirecting Input and Output
- Archiving Data
- Summary
- Exam Essentials

Chapter 10: Exploring Processes and Process Data

- Understanding Package Management
- Understanding the Process Hierarchy
- Identifying Running Processes

- Using Log Files
- Summary
- Exam Essentials

Chapter 11: Editing Files

- Understanding the Role of Text Files
- Choosing an Editor
- Editing Files with nano
- Editing Files with vi
- Summary
- Exam Essentials

Chapter 12: Creating Scripts

- Beginning a Shell Script
- Using Commands
- Using Arguments
- Using Variables
- Using Conditional Expressions

- Using Loops
- Using Functions
- Setting the Script's Exit Value
- Summary
- Exam Essentials

Chapter 13: Understanding Basic Security

- Understanding Accounts
- Using Account Tools
- Working as root
- Summary
- Exam Essentials

Chapter 14: Creating Users and Groups

- Creating New Accounts
- Modifying Accounts
- Deleting Accounts
- Managing Groups
- Summary

- Exam Essentials

Chapter 15: Setting Ownership and Permissions

- Setting Ownership
- Setting Permissions
- Using Special Permission Bits and File Features
- Summary
- Exam Essentials

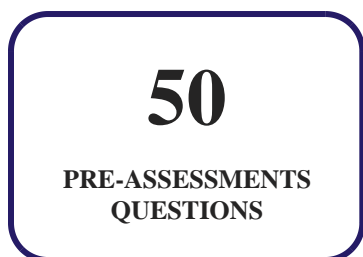
Chapter 16: Managing Network Connections

- Configuring Network Features
- Basic Network Troubleshooting
- Advanced Network Troubleshooting
- Summary
- Exam Essentials

11. Practice Test

uCertify provides full length practice tests. These tests closely follow the exam objectives and are designed to simulate real exam conditions. Each course has a number of test sets consisting of hundreds of items to ensure that learners are prepared for the certification exam.

Here's what you get



Features

Each question comes with detailed remediation explaining not only why an answer option is correct but also why it is incorrect.

Unlimited Practice

Each test can be taken unlimited number of times until the learner feels they are prepared. Learner can review the test and read detailed remediation. Detailed test history is also available.

Each test set comes with learn, test and review modes. In learn mode, learners will attempt a question and will get immediate feedback and complete remediation as they move on to the next question. In test mode, learners can take a timed test simulating the actual exam conditions. In review mode, learners can read through one item at a time without attempting it.

12. Live Labs

The benefits of live-labs are:

- Exam based practical tasks
- Real equipment, absolutely no simulations
- Access to the latest industry technologies
- Available anytime, anywhere on any device
- Break and Reset functionality

- No hardware costs

Lab Tasks

Using Common Linux Programs

- Exploring the Fedora GUI App

Getting to Know the Command Line

- Managing Processes
- Viewing the Command History in the Terminal
- Getting Help on the Command Line

Managing Hardware

- Examining the System's CPU
- Examining Hardware Devices
- Viewing Disk Usage
- Finding Hard Drives on a System

Managing Files

- Performing Basic File Management
- Creating a Hard Link
- Finding Files
- Exploring a File System

Searching, Extracting, and Archiving Data

- Using Regular Expressions
- Using the Redirection Operator
- Using the grep and find Commands

- Understanding Compression

Exploring Processes and Process Data

- Using Red Hat Package Management Tools
- Displaying Real-Time System Statistics
- Displaying Process Information

Editing Files

- Editing a Text File with nano and vi
- Editing a Text File with nano
- Editing a Text File with vi

Creating Scripts

- Creating an Advanced Script
- Making Simple Batch Files
- Redirecting the Output

Understanding Basic Security

- Reviewing Account Settings
- Managing Users and Groups
- Using the who Command

Setting Ownership and Permissions

- Exploring File Permissions
- Exploring Permission Management in Linux

Managing Network Connections

- Finding a Mail Server for a Specified Domain
- Finding Network Information
- Testing Network Connectivity
- Finding Applications That Provide TCP Network Services

Here's what you get

34

LIVE LABS

13. Post-Assessment

After completion of the uCertify course Post-Assessments are given to students and often used in conjunction with a Pre-Assessment to measure their achievement and the effectiveness of the exam.

GET IN TOUCH:

 3187 Independence Drive
Livermore, CA 94551,
United States



+1-415-763-6300



support@ucertify.com



www.ucertify.com